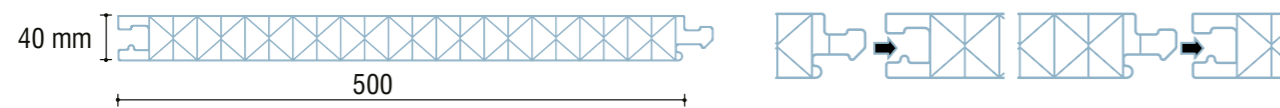


# ALVE - WALL 40X UV

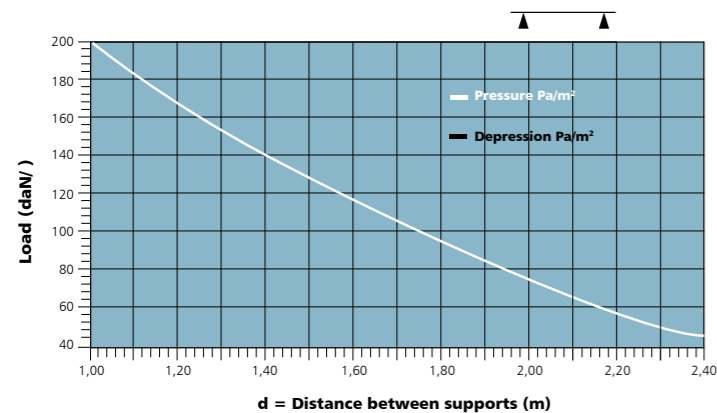
40 mm

MALE FEMALE INTERLOCKING SYSTEM IN ALVEOLAR POLYCARBONATE



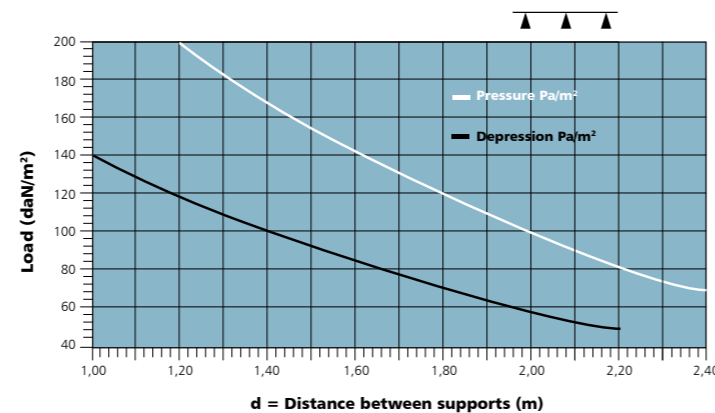
### PERMISSIBLE LOADS ON 2 SUPPORTS

System resistance with evenly distributed load. The graph refers to a correct installation according to the Technical Manual.



### PERMISSIBLE LOADS ON MULTIPLE SUPPORTS

System resistance with evenly distributed load. The graph refers to a correct installation according to the Technical Manual.



ALVE-WALL 40 9 IS AN ALVEOLAR POLYCARBONATE SYSTEM, RECOMMENDED FOR THE CONSTRUCTION OF TRANSLUCENT WALLS AND VERTICAL INFILL PANELS. THE SYSTEM IS COMPOSED OF PANELS IN MULTI-ALVEOLAR POLYCARBONATE WITH 9-WALL DIAGONAL STRUCTURE, THICKNESS 40 mm, MODULE WIDTH 500 mm, UV PROTECTED AND CO-EXTRUDED ON THE OUTER SIDE.

### TECHNICAL SPECIFICATIONS

ALVE-WALL 40\_9 COMPOSED OF: PANEL IN ALVEOLAR POLYCARBONATE, UV PROTECTED, CO-EXTRUDED ON THE OUTER SIDE 9-WALL STRUCTURE, COLOR ON REQUEST. DIMENSIONS: MODULE WIDTH 500 mm, LENGTH CUT TO MEASURE.

- ANODIZED OR COLORED ALUMINUM PERIMETER PROFILES OR, ALTERNATIVELY, THERMALLY CUT PERIMETER PROFILES.
- OUTER GASKETS IN EPDM RUBBER.
- ALUMINUM PLATE FOR FASTENING THE PANELS (WHERE REQUIRED).

Thickness	40 mm
Width	500 mm
Length	on request
Color	Crystal / Opal
Light transmission	50% / 30%
Thermal transmittance	U=1,60 W/m² K
Linear expansion	0,065 mm/m °C
Fire resistance certification EN 13501-1	B-s1,d0
Operating temperature	min -30 °C / max +120 °C




# ALVE - WALL 40X - 40/9 WINDOW SYSTEM


PROFILES NEEDED FOR THE CONSTRUCTION OF WALL SYSTEMS FOR ALVE-WALL PANELS

INSTALLATION FACE TO THE  
WALL WITH PLATFORM  
(COLD PROFILES)

INSTALLATION FACE TO THE  
WALL WITHOUT PLATFORM  
(COLD PROFILES)



L= SPACE NET SPAN  
H= PANEL HEIGHT  
H= L-35mm



L= SPACE NET SPAN  
H= PANEL HEIGHT  
H= L-35mm



DETAIL OF THE PLATFORM LOWER PROFILE, AVAILABLE EVEN WITH THERMAL CUT



DETAIL OF THE UPPER PROFILE



# ALVE - WALL OPENING SYSTEM

PROFILES NEEDED FOR THE CONSTRUCTION OF OPENINGS TO BE INCLUDED IN THE ALVE-WALL SYSTEM

THE ALVE-WALL SYSTEM CAN BE EQUIPPED WITH AN OPENING TO ALLOW PERFECT VENTILATION OF THE BUILDING. THE OPENING SYSTEM IS COMPOSED OF LOWER AND UPPER ALUMINUM PROFILES, EQUIPPED WITH RUBBER GASKETS FOR THE FULL CLOSURE, AND UPPER ANODIZED ALUMINUM HINGES. THE OPENING CAN BE MANUAL OR THROUGH AN ELECTRIC ACTUATOR. AVAILABLE EVEN WITH THERMAL CUT.



## STANDARD WINDOW WIDTH OUTER FRAME (L/MM)

Panel	Qty. of panels		
	2	3	4
ALVE - WALL 40/9 - 40X	1.230 mm	1.730 mm	2.230 mm
ALVE - WALL 40/9 - 40X (with thermal cut)	1.250 mm	1.750 mm	2.250 mm
ALVE - WALL 20 / 6P	1.180 mm	1.670 mm	2.170 mm

## ALUMINUM PROFILES WITH THERMAL CUT

