

ALVE - ROOF 5G 80 12/16 MM

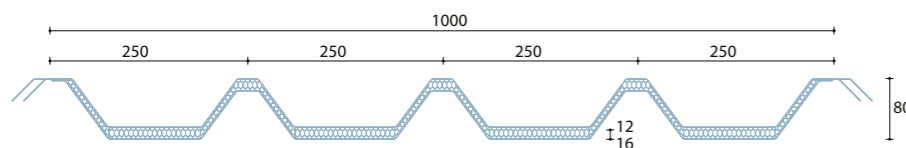
RIBBED SYSTEM IN ALVEOLAR POLYCARBONATE

ALVE-ROOF 5G 80 IS A TRANSLUCENT COVERING ELEMENT IN POLYCARBONATE WHICH, THANKS TO ITS THERMAL INSULATION CHARACTERISTICS AND COUPLING WITH METAL ROOFS ALLOWS THE CONSTRUCTION OF SKYLIGHTS FROM RIDGE TO EAVES, SUITABLE TO GUARANTEE COMPLIANCE WITH REFERENCE REGULATIONS REGARDING ENERGY PERFORMANCE AND ILLUMINATING SURFACE OF BUILDINGS. THE CROSS SECTION OF THIS PANEL, THANKS TO THE 80 MM RIB HEIGHT PROVIDES THE PRODUCT WITH HIGH RESISTANCE TO THE LOAD.

TECHNICAL SPECIFICATIONS

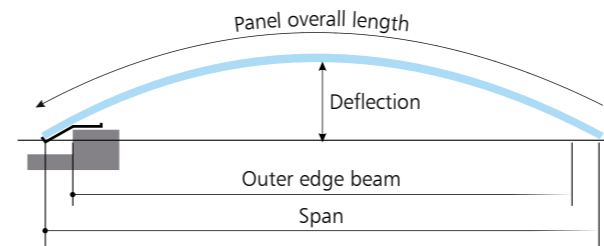
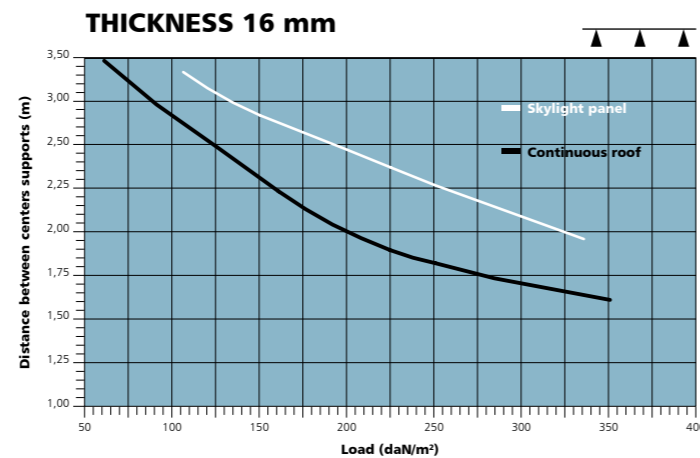
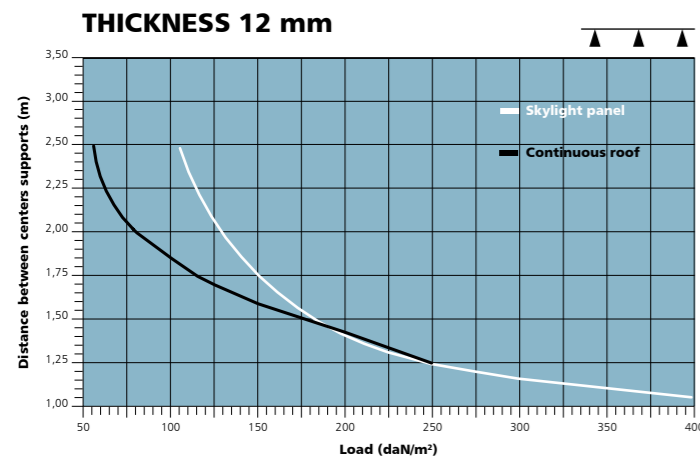
TRANSLUCENT ALVEOLAR POLYCARBONATE ROOF, UV-PROTECTED, CO-EXTRUDED ON THE OUTER SIDE, MULTIWALL STRUCTURE, THICKNESS 8/10/16 mm, RIB HEIGHT 80 mm, CRYSTAL OR OPAL COLOR, ENDS CLOSED WITH HEAT-WELDING. DIMENSIONS: MODULE WIDTH 1,000 mm, LENGTH CUT TO SIZE.

Thickness	12 mm	16 mm
Rib height	80 mm	80 mm
Structure	MULTIWALL	MULTIWALL
Standard width	1.000 mm	1.000 mm
Standard length	CUT TO SIZE	CUT TO SIZE
Color	Crystal / Opal	Crystal / Opal
Light transmission	Crystal 58% / Opal 40%	Crystal 59% / Opal 37%
Thermal transmittance	U=2,7 W/m ² K	U=1,99 W/m ² K
Linear expansion	0,065 mm/m °C	0,065 mm/m °C
Operating temperature	-30°C + 120°C	-30°C + 120°C
Fire resistance certification EN 13501-1	B-s1,d0	B-s1,d0



PERMISSIBLE LOADS ON MULTIPLE SUPPORTS

System resistance with evenly distributed load. The graph refers to a correct installation according to the Technical Manual.



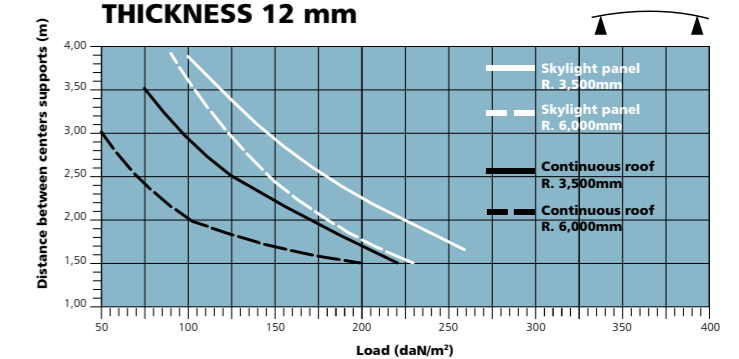
RADIUS 3.300 mm
MAXIMUM OVERALL LENGTH 5,000

Span	Deflection	Overall Length	Deflection	Overall Length
1.000	38	1.016	21	1.008
1.200	55	1.221	30	1.210
1.400	75	1.428	41	1.413
1.600	98	1.636	54	1.615
1.800	125	1.845	68	1.819
2.000	155	2.057	84	2.023
2.200	189	2.270	102	2.227
2.400	226	2.486	121	2.432
2.600	267	2.705	143	2.638
2.800	312	2.927	166	2.845
3.000	361	3.152	191	3.052
3.200	414	3.381	217	3.261
3.400	472	3.615	246	3.470
3.600	534	3.854	276	3.681
3.800	602	4.098	309	3.892
4.000	675	4.349	343	4.105
4.200	754	4.608	380	4.319
4.400	840	4.875	418	4.535
4.600	934	5.151	458	4.752

PERMISSIBLE LOADS ON 2 SUPPORTS

System resistance with evenly distributed load.

THICKNESS 12 mm



ACCESSORIES:

Variable ridge



Upper bird-screen ridge



Lower bird-screen Ridge eaves



Variable length screw



Stainless steel washer with EPDM gasket

